


THAI AIRWAYS INTERNATIONAL PCL

Stakeholder Meeting & Company Visit

(July 16, 2012)



Status Update

Impact from Suvarnabhumi

Back Up Plan

Status Update

Status Update



1Q'2012	MTHB	USD mn. Equivalent	% Change YoY
Assets	281,397	9,077	+2.5%
Total Revenue	54,505	1,758	+5.1%
Net Profit (Include FX)	3,645	118	+489.3%

2012	JUNE	% Change YoY	JAN.– JUN.	% Change YoY
Passenger carried (Million)	1.58	+15.2%	10.02	+9.8%
Million Revenue Passenger Kilometers (MRPK)	4,667	+11.7%	29,707	+7.6%
Freight carried (tons)	53,814	-6.2%	335,772	-3.3%
Million Revenue Freight Ton Kilometers (MRFTK)	213	-9.1%	1,297	-8.8%

2012	JUNE
# of Aircraft	87*
Destinations Served	69
Countries Served	35

*Excluding 4 B 737-400 & 2 ATR-72 leased to Nok Air

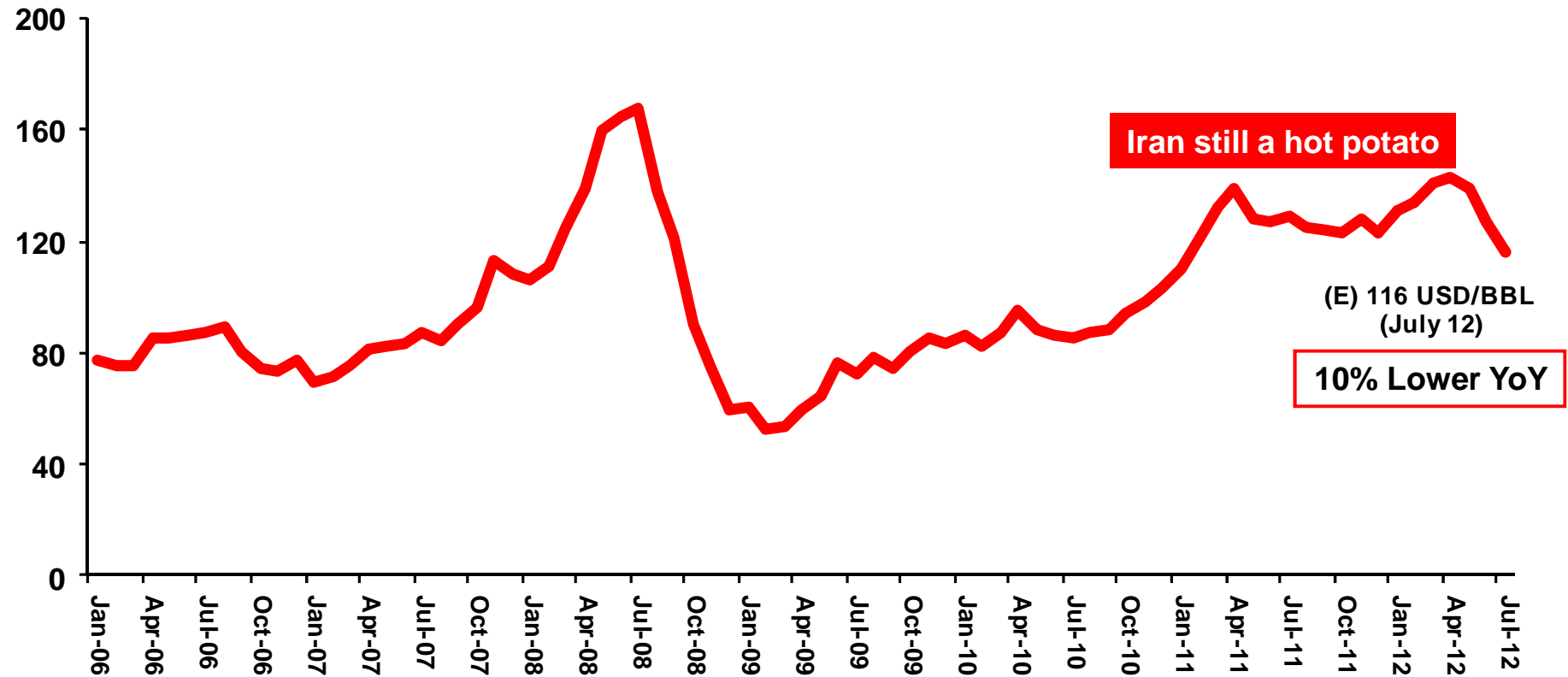
Status Update

		JUNE			JANUARY-JUNE		
	Units	2012	2011	% Change YoY	2012	2011	% Change YoY
Passenger Production	MASK	6,182	6,358	-2.8%	38,729	38,743	-0.04%
Passenger Traffic	MRPK	4,667	4,176	+11.7%	29,707	27,618	+7.6%
Cabin Factor	%	75.5	65.7	+14.9%	76.7	71.3	+7.6%
Passenger carried	Million	1.58	1.37	+15.2%	10.02	9.13	+9.8%
Passenger Yield*	THB/km	(MAY) 2.62	(MAY) 2.78	-5.8%	(JAN-MAY) 2.72	(JAN-MAY) 2.77	-1.8%
Freight Production	MADTK	394	407	-3.0%	2,360	2,483	-4.9%
Freight Traffic	MRFTK	213	235	-9.1%	1,297	1,422	-8.8%
Freight Factor	%	54.1	57.7	-6.2%	54.9	57.3	-4.1%
Freight carried	Tons	53,814	57,371	-6.2%	335,772	347,318	-3.3%
Freight Yield*	THB/km	(MAY) 9.95	(MAY) 10.09	-1.4%	(JAN-MAY) 10.04	(JAN-MAY) 9.77	+2.8%
Avg. Fuel Price**	USD/BBL	(July E) 116.3	(July) 129.3	-10.0%	(July E) 116.3	(July) 129.3	-10.0%

Note : * Yield includes fuel surcharge

** Price into plane

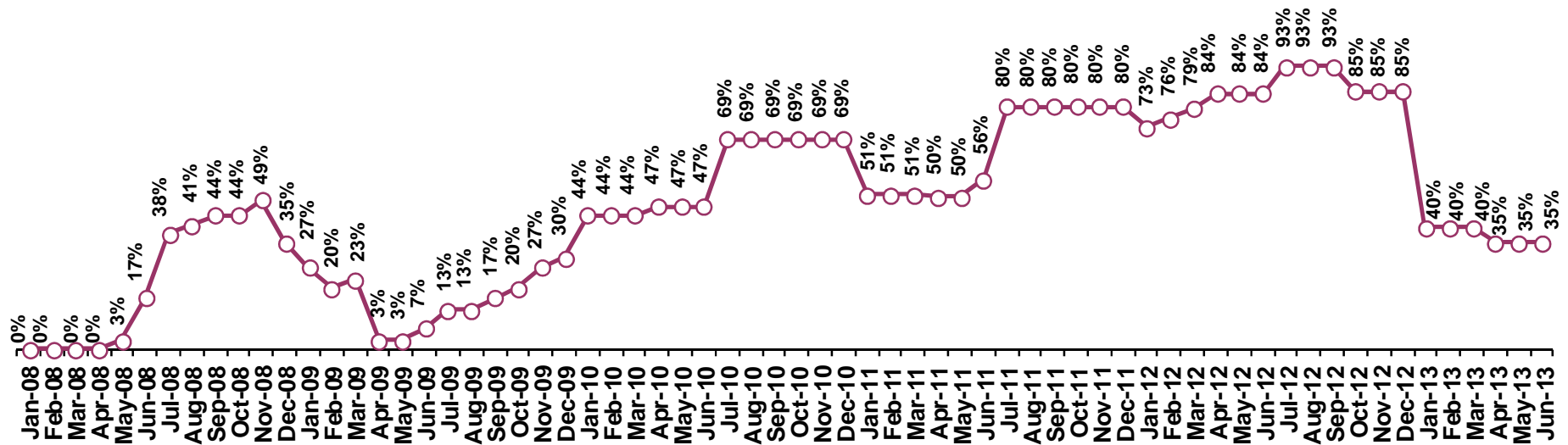
Price of Jet Fuel (USD/BBL) (Into plane)



Status Update

Hedging combined with fuel surcharge greatly mitigates fuel price fluctuation risk

Monthly fuel hedging 2008-2011 - % of consumption by month



Status Update

NEW A/C DELIVERY	2012	2013	2014	2015	2016	2017	TOTAL
A380-800	3 (FL) (SEP/NOV/DEC)	3 (FL) (JAN/JUL/AUG)	-	-	-	-	6
B777-300ER	2 (OL) (AUG/OCT)	6 (OL) (MAR/APR/JUN/ JUL/AUG/OCT)	3 (FL)	3 (FL)	-	-	14
A330-300	3 (FL) (FEB/SEP/OCT)	2 (FL) (JAN/APR)	-	-	-	-	5
A350-900	-	-	-	-	2 (FL) I 2 (OL) R	2 (FL) I 6 (OL) R	12
B787-9	-	-	-	-	-	2 (OL)	2
B787-8	-	-	4 (OL)	2 (OL)	-	-	6
A320 (Thai Smile)	4 (OL) (JUN/AUG(2)/SEP)	2 (OL) (JAN/MAR)	2 (FL)	3 (FL)	-	-	11
TOTAL	12	13	9	8	4	10	56

Note : OL = Operating lease / FL = Financial lease
I = Intercontinental / R = Regional

AIRBUS 380-800



Status Update



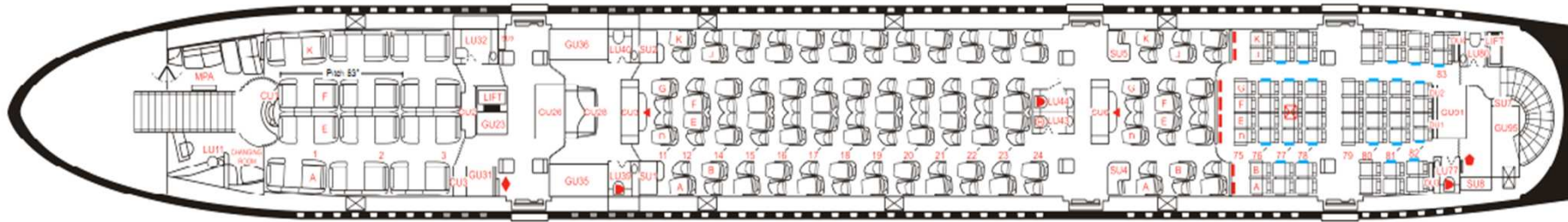
First Class



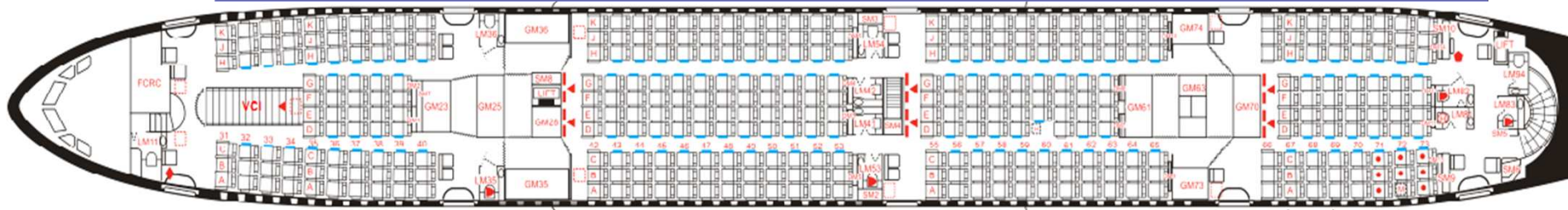
Business Class



Economy Class



Economy Class



Class	Seats	Pitch	Width	Length	Recline		Upright Angle	LCD Screen
					Distance	Angle		
First	12	82"	27"	18.12"	TBA*	180°	110°	23"
Business	60	44"	20"	20.42"	28.56"	180°	110°	15.4"
Economy	435	32"	18"	17.19"	6"	120°	105°	10.6"

* To be advise









Sequence	1	2	3	4	5	6
Delivery Plan	Sep-12	Nov-12	Dec-12	Jan-13	Sep-13	Oct-13

Status Update

PHASE-OUT PLAN	2012	2013	2014	2015	2016	2017	TOTAL
B747-400	2 (DEC)	2	-	-	2	2	8
B777-300ER (Jet Airways)	-	5	-	-	-	-	5
A340-500	4 (MAY)	-	-	-	-	-	4
B777-200	-	-	-	-	-	4	4
A330-300	-	-	2	4	-	2	8
A300-600	2 (MAR)	4	5	-	-	-	11
B737-400	3* (JUL/JUL/OCT)	1*+2	2	1	-	-	9
ATR-72	-	2*	-	-	-	-	2
TOTAL	11	16	9	5	2	8	51

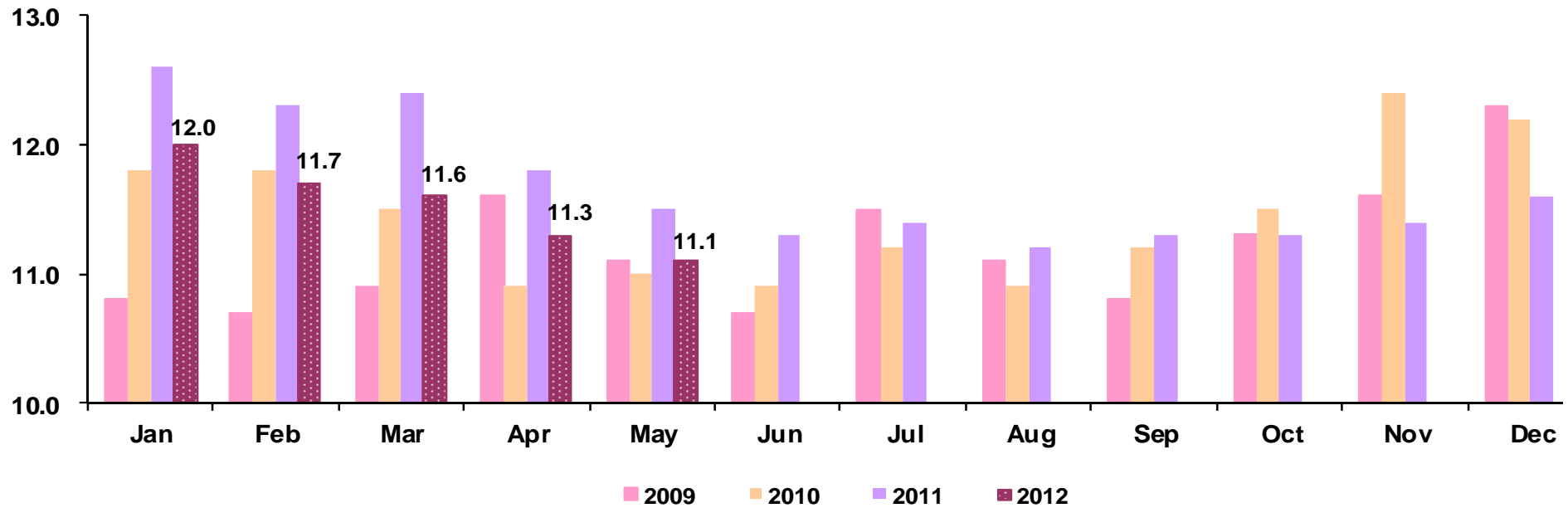
Note : *Return from Nok Air

Status Update

	# of Aircraft	First	Business	Economy	Tentative Completion
B747-400 No. 7-12	6				<ul style="list-style-type: none"> All have been completed
B747-400 No. 13-18	6				<ul style="list-style-type: none"> DEC. 2011 - OCT. 2012
B777-200 No. 1-8	8				<ul style="list-style-type: none"> FEB. – DEC. 2012 One has been completed

Aircraft Utilization

Hours / Day / Aircraft



Status Update

THAI Smile's first flight has commenced on July 7, 2012

Ticket Sale: April 27, 2012

Fly **SMART** with



THAI INTRODUCES THAI SMILE
A NEW SERVICE WITH THE SAME SPIRIT

THAI Smile

Earn miles ROYAL ORCHID PLUS

Brand new Airbus 320-200

Free seat selection

20 KGS baggage allowance

Booking Timetable Flight Info Check Booking iCheck-in Promotion

Book Your Flight

Round trip One way
 From : Departure Date: 7 Jul 2012
 To : Return Date: 7 Jul 2012
 Adults: 1 Children (2-11): 0

BOOK NOW



Economy Class consists of up to 156 seats, 3 seats abreast in 2 rows divided by a single aisle



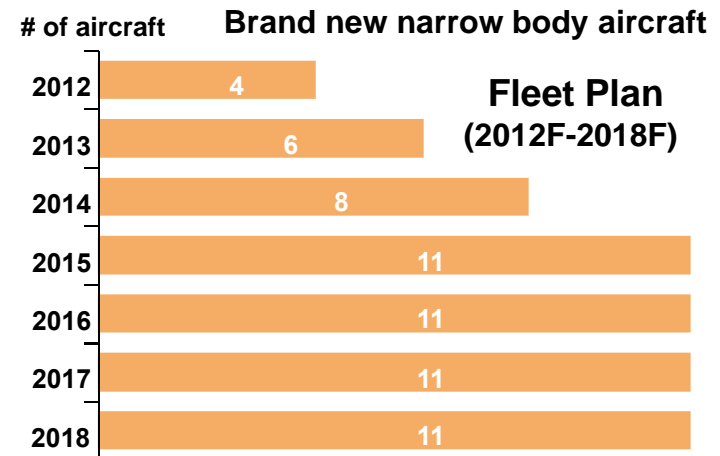
BRAND

Positioning	Differentiation	Character	Value
Affordable Light Premium	Good Price High Value	Trendy Friendly Worthy	Reliable Enjoyable Valuable
	 Value FOR MONEY		

Status Update



THAI Smile base at BKK, operates in domestic and regional secondary routes and synchronize with TG network.



TPI Summer 2012*

EFFECTIVE	FREQUENCY	Destination
JUL 2012	14 Flights/ week	Bangkok- Macau V.V.
AUG 2012	14 Flights / week	Bangkok -Chiang Mai V.V.
AUG 2012	7 Flights / week	Bangkok- Phuket V.V.
AUG 2012	7 Flights / week	Chiang Mai - Phuket V.V.
AUG 2012	28 Flights / week	Bangkok - Krabi V.V.
SEP 2012	14 Flights / week	Bangkok - Suratthani V.V.

* Effective : July 7 - October 27, 2012



BOEING 747-400 FREIGHTERS

9 Cities

Asia

- : Bangkok
- : Taipei
- : Tokyo
- : Hyderabad
- : Shennai
- : Delhi

Europe

- : Frankfurt
- : Amsterdam

Australia


- : Sydney



Impact from Suvarnabhumi

Runway @ Suvarnabhumi Airport

East Wing



West Wing



Runway @ Suvarnabhumi Airport

Problem	Impact	Proactive Action					
<p style="text-align: center;">East Wing</p> <p>Closed for repairing Runway 60 Days (Jun 11 – Aug 2, 2012)</p>	<ul style="list-style-type: none"> • Departure time delay: (From Jun 28 – Jul 5, 12) <ul style="list-style-type: none"> - Average: 29.82 minutes - TG225: 136 minutes - 32 flights delayed (on Jun 30, 12) 	<p style="text-align: center;"><u>AOT</u></p> <ul style="list-style-type: none"> • Preparing to reserve other airports for Ad-hoc case: Don mueang, U-tapao and others • Continuously monitoring airport runway twice a day • Full time to repair West wing airport runway on short notice 24 hrs / day <p style="text-align: center;"><u>THAI</u></p> <ul style="list-style-type: none"> • Providing both personnel and resources at other reserved airport 					
<p style="text-align: center;">West Wing</p> <p>Crack on surface</p> <p>Closed for repairing Runway 1 Day (Jul 5, 2012)</p>	<ul style="list-style-type: none"> • Departure 25 flights delayed (9.20 p.m. – 01.20 a.m.) <ul style="list-style-type: none"> - International: 23 flights - Domestic: 2 flights • Arrival 17 flights delayed (9.30 p.m. – 01.10 a.m.) <ul style="list-style-type: none"> - International: 11 flights - Domestic: 6 flights 						
<p style="text-align: center;">Divert flight to:</p> <table border="1" style="margin-left: auto; margin-right: auto;"> <tr> <td>Don mueang Airport</td> <td>3 flights</td> </tr> <tr> <td>U-tapao Airport</td> <td>4 flights</td> </tr> <tr> <td>Chiangmai Airport</td> <td>1 flight</td> </tr> </table>			Don mueang Airport	3 flights	U-tapao Airport	4 flights	Chiangmai Airport
Don mueang Airport	3 flights						
U-tapao Airport	4 flights						
Chiangmai Airport	1 flight						

Back up plan

Back Up Plan



Capacity @ Don mueang Airport

Terminal 1 about 16 million passengers

Terminal 2 about 11 million passengers

Domestic Terminal about 9 million passengers

Total capacity about 36 million passengers

Thank you

